
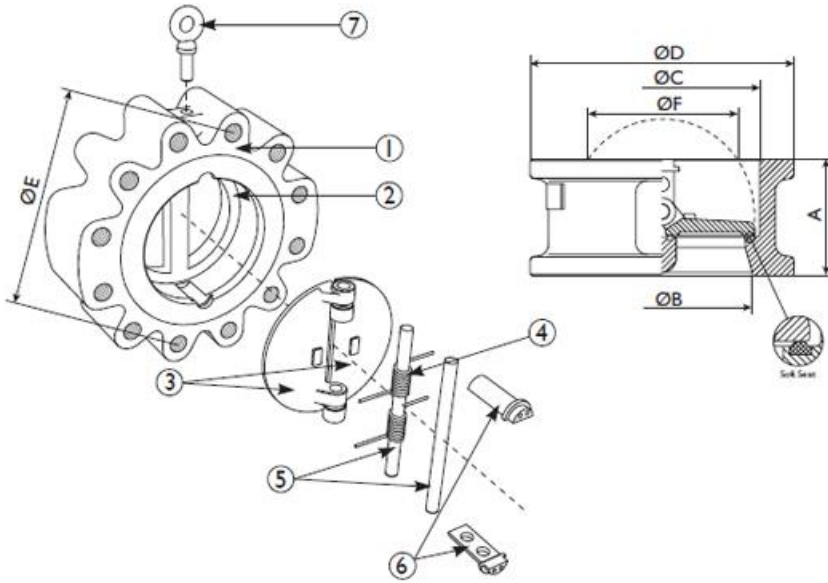




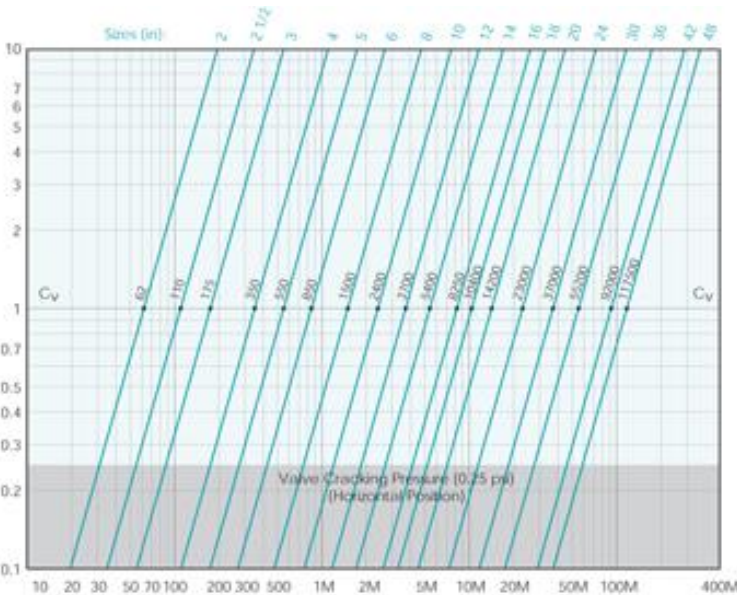
VCDD-CL1SXT Double Disc Check Valve

Lug Style, Class 150, Carbon Steel Body, SS Disc, SS Seat

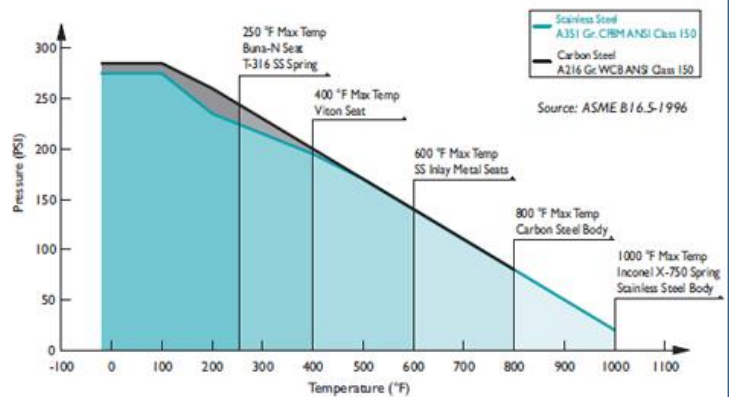


BILL OF MATERIALS		
NO.	PART	MATERIAL
1	Body	Carbon Steel A216 Gr. WCB
2	Seat	Stainless Steel
3	Disc	Stainless Steel A351 Gr. CF8M
4	Spring	Inconel X-750
5	Shaft/Stop Pin	Stainless Steel A276 Gr. 316
6	Cap	Carbon Steel ASTM A105
7	Eye Bolt	Carbon Steel

DIMENSIONS & PERFORMANCE DATA														
SIZE	2	2.5	3	4	5	6	8	10	12	14	16	18	20	24
A (in)	2.38	2.62	2.88	2.88	3.38	3.87	5.00	5.75	7.12	7.25	7.50	8.00	8.62	8.75
B (in)	2.00	2.50	3.00	4.00	5.00	6.52	8.00	10.00	12.00	13.26	15.24	17.24	19.50	23.42
C (in)	2.16	2.67	3.23	4.25	5.12	6.38	8.66	10.63	12.60	13.78	15.75	17.24	19.50	23.42
E (in)	4.75	5.5	6.0	7.5	8.5	9.5	11.75	14.25	17.0	C/F	21.25	C/F	25.0	29.5
F (in)	.94	1.69	2.36	3.54	4.45	5.31	7.13	8.82	10.47	11.81	14.29	15.87	18.03	22.28
WT (lb)	8.0	C/F	16.0	28.0	C/F	50.0	95.0	150.0	242.0	C/F	C/F	C/F	C/F	C/F
Cx	62	110	175	350	550	850	1500	2400	3700	5400	8250	10400	14200	23000



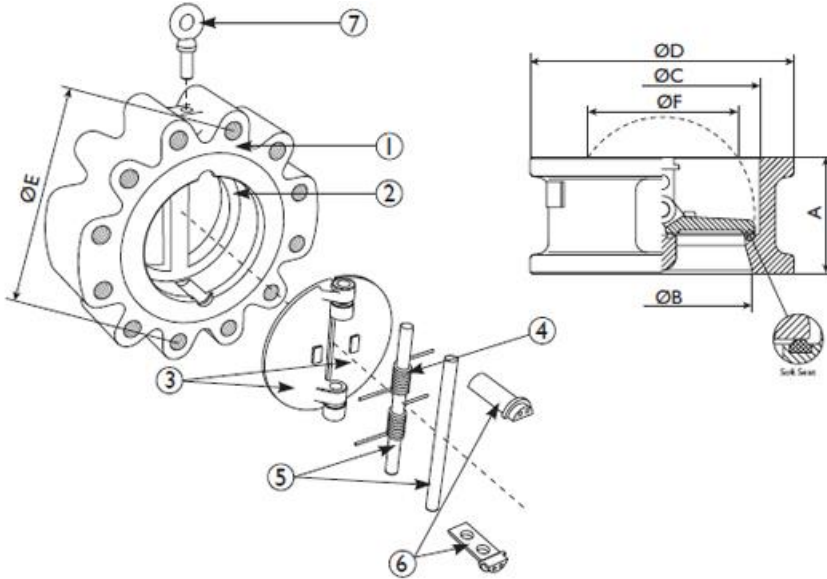
PRESS/TEMP RATINGS	
WOG	285PSI @ 100°F





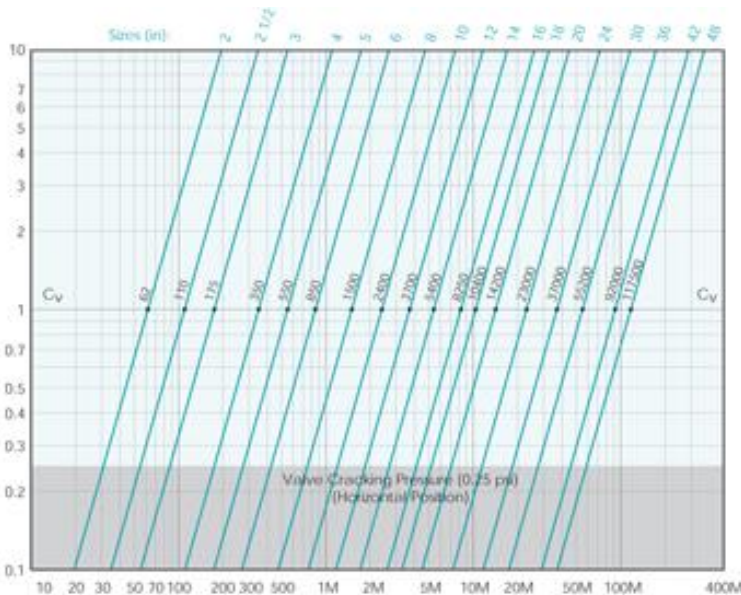
VCDD-CL1SBT Double Disc Check Valve

Lug Style, Class 150, Carbon Steel Body, SS Disc, Buna-N Seat

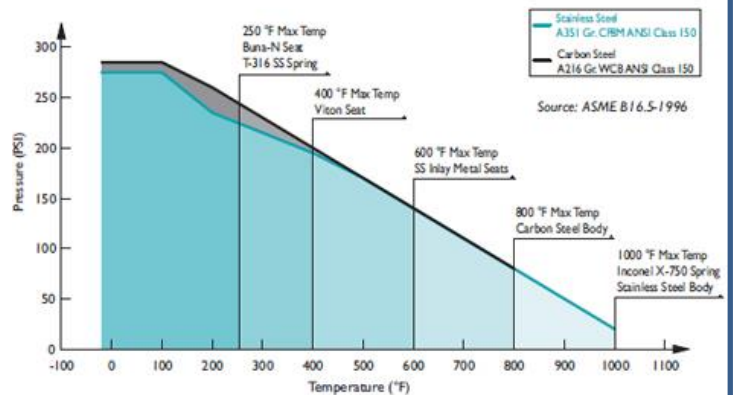


BILL OF MATERIALS		
NO.	PART	MATERIAL
1	Body	Carbon Steel A216 Gr. WCB
2	Seat	Buna-N
3	Disc	Stainless Steel A351 Gr. CF8M
4	Spring	Inconel X-750
5	Shaft/Stop Pin	Stainless Steel A276 Gr. 316
6	Cap	Carbon Steel ASTM A105
7	Eye Bolt	Carbon Steel

DIMENSIONS & PERFORMANCE DATA														
SIZE	2	2.5	3	4	5	6	8	10	12	14	16	18	20	24
A (in)	2.38	2.62	2.88	2.88	3.38	3.87	5.00	5.75	7.12	7.25	7.50	8.00	8.62	8.75
B (in)	2.00	2.50	3.00	4.00	5.00	6.52	8.00	10.00	12.00	13.26	15.24	17.24	19.50	23.42
C (in)	2.16	2.67	3.23	4.25	5.12	6.38	8.66	10.63	12.60	13.78	15.75	17.24	19.50	23.42
E (in)	4.75	5.5	6.0	7.5	8.5	9.5	11.75	14.25	17.0	C/F	21.25	C/F	25.0	29.5
F (in)	.94	1.69	2.36	3.54	4.45	5.31	7.13	8.82	10.47	11.81	14.29	15.87	18.03	22.28
WT (lb)	8.0	C/F	168.0	28.0	C/F	50.0	95.0	150.0	242.0	C/F	C/F	C/F	C/F	C/F
Cx	62	110	175	350	550	850	1500	2400	3700	5400	8250	10400	14200	23000




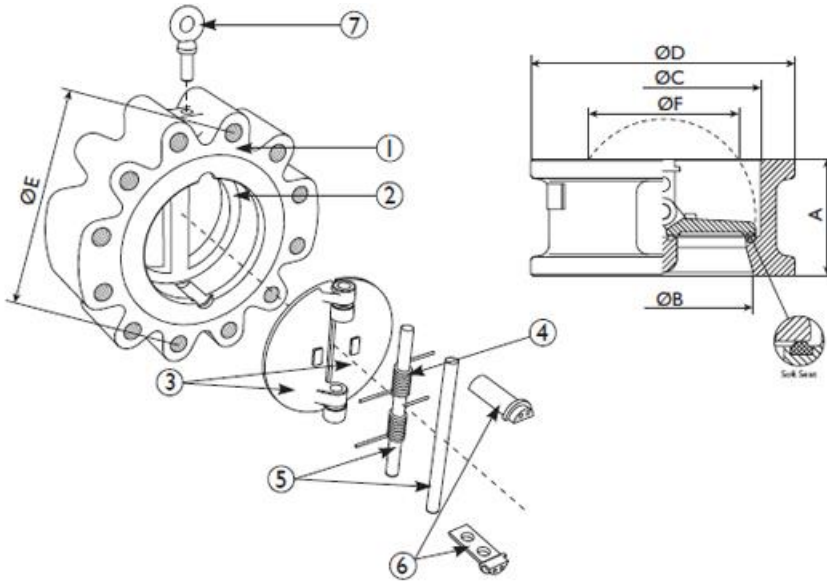
7.13 PRESS/TEMP RATINGS	
WOG	285PSI @ 100°F
Buna-N	-20 to 250°F MAX
Spring	450°F





VCDD-CL1SVT Double Disc Check Valve

Class 150, Carbon Steel Body, SS Disc, Viton Seat

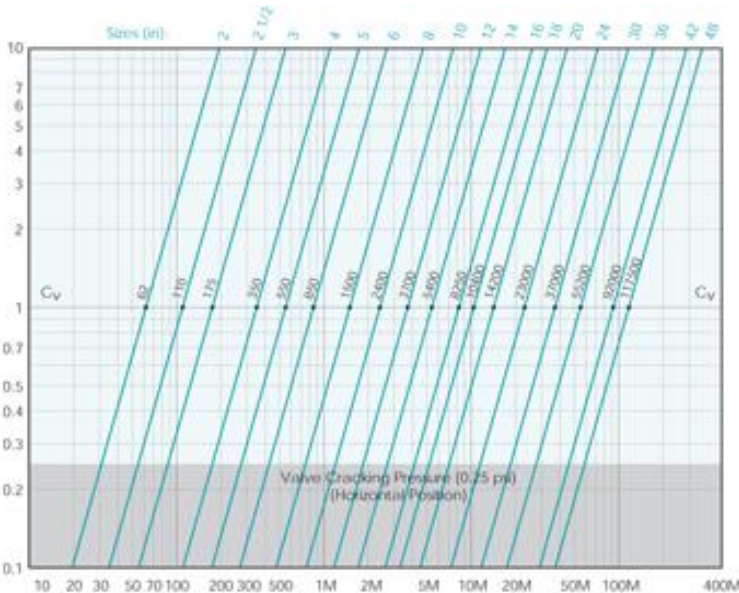


BILL OF MATERIALS

NO.	PART	MATERIAL
1	Body	Carbon Steel A216 Gr. WCB
2	Seat	Viton
3	Disc	Stainless Steel A351 Gr. CF8M
4	Spring	Inconel X-750
5	Shaft/Stop Pin	Stainless Steel A276 Gr. 316
6	Cap	Carbon Steel ASTM A105
7	Eye Bolt	Carbon Steel

DIMENSIONS & PERFORMANCE DATA

SIZE	2	2.5	3	4	5	6	8	10	12	14	16	18	20	24
A (in)	2.38	2.62	2.88	2.88	3.38	3.87	5.00	5.75	7.12	7.25	7.50	8.00	8.62	8.75
B (in)	2.00	2.50	3.00	4.00	5.00	6.52	8.00	10.00	12.00	13.26	15.24	17.24	19.50	23.42
C (in)	2.16	2.67	3.23	4.25	5.12	6.38	8.66	10.63	12.60	13.78	15.75	17.24	19.50	23.42
E (in)	4.75	5.5	6.0	7.5	8.5	9.5	11.75	14.25	17.0	C/F	21.25	C/F	25.0	29.5
F (in)	.94	1.69	2.36	3.54	4.45	5.31	7.13	8.82	10.47	11.81	14.29	15.87	18.03	22.28
WT (lb)	8.0	C/F	16.0	28.0	C/F	50.0	95.0	150.0	242.0	C/F	C/F	C/F	C/F	C/F
Cx	62	110	175	350	550	850	1500	2400	3700	5400	8250	10400	14200	23000



PRESS/TEMP RATINGS

WOG	285PSI @ 100°F
Viton	-40 to 400°F MAX
Spring	1000°F

