



AIR-CON SOLENOID VALVES

Air-Con SV Direct Solenoids are custom designed pilot type valves for use with pneumatic actuators, offering a direct-mount feature. This eliminates interconnecting tubing and fittings.

FEATURES:

- NAMUR Direct-Mount Design
- Extremely rapid response and cycle rate
- Long service life
- Standard recessed nonlocking manual operator
- Low wattage DC Solenoids available to 2.5 watts
- Use on lube or non-lube services
- Can be used for vacuum applications
- Solenoid may be mounted in any position



Popular IP65/NEMA Ratings:

Type 4 - Watertight and dust tight - indoor & outdoor
Protects against windblown dust and rain, splashing water, and hose directed water.

Type 4X - Same as Type 4 except also **Corrosion Resistant**

Type 7 - Class I, indoor hazardous locations

Explosion Proof, May be classified as Groups A, B, C or D, depending on specific design, as defined by National Electrical Code.

Class I, Combustible Gases and Vapors

Division 1 - normal conditions

Division 2 - abnormal conditions

Group A - Acetylene

Group B - Hydrogen, manufactured gas & others

Group C - Diethyl ether, ethylene, cyclopropane and others

Group D - Gasoline, hexane, butane, naphtha, propane, isoprene & many others

Class II, Combustible Dusts

Division 1 - normal conditions

Division 2 - abnormal conditions

Group E - Metal dust

Group F - Carbon black, coal dust, coke dust...

Group G - Flour, starch, grain dusts

Optional Pressure Reducing Speed Control

A unique inline pressure reducing flow control is available. An adjustable needle provides metered flow with the adjustable pressure reducing feature. Only the pressure required to move the actuator is applied, resulting in energy savings.

**Direct Mount Solenoid Valves
Reduce Mounting Cost!**



3-Way / 2 Position

3-Way Conduit Single Solenoid NAMUR Valve

Molded IP65
 L R 51090 MH 13513



- Cv = 1.68
- Ports = 1/4" NPT
- Duty Cycle = 100% Continuous

- Power Consumption = 2.5 watts
- Pressure Range = 20 to 120 psig
- Temperature Range = 35° to 130° F

Model	Voltage	Inrush
S3-12A	120 VAC	62mA
S3-24D	24VDC	108mA
S3-12D	12VDC	204mA
S3-22A	220VAC	31mA
S3-24A	24VAC	C/F

3-Way Explosion Proof Single Solenoid NAMUR Valve




- Cv = 1.68
- Ports = 1/4" NPT
- Duty Cycle = 100% Continuous

- Power Consumption = 4.6 watts
- Pressure Range = 20 to 120 psig
- Temperature Range = 35° to 130° F

Model	Voltage	Inrush
S3X-12A	120VAC	62mA
S3X-24D	24VDC	108mA
S3X-12D	12VDC	204mA
S3X-22A	220VAC	31mA

3-Way DIN Single Solenoid NAMUR Valve

Molded IP65
 L R 51090 MH 13513



- Cv = 1.68
- Ports = 1/4" NPT
- Duty Cycle = 100% Continuous


- Power Consumption = 2.5 watts
- Pressure Range = 20 to 120 psig
- Temperature Range = 35° to 130° F

Model	Voltage	Inrush
S3ND120	120VAC	62mA
S3ND24	24VDC	108mA
S3ND12	12VDC	204mA
S3ND220	220VAC	31mA
S3ND24V	24VAC	C/F

5-Way / 2 Position

4-Way Conduit Single Solenoid NAMUR Valve

Molded IP65
 L R 51090 MH 13513



- Cv = 1.68
- Ports = 1/4" NPT
- Duty Cycle = 100% Continuous

- Power Consumption = 2.5 watts
- Pressure Range = 20 to 120 psig
- Temperature Range = 35° to 130° F

Model	Voltage	Inrush
S4-12A	120 VAC	62mA
S4-24D	24VDC	108mA
S4-12D	12VDC	204mA
S4-22A	220VAC	31mA
S4-24A	24VAC	C/F

4-Way Explosion Proof Single Solenoid NAMUR Valve




- Cv = 1.68
- Ports = 1/4" NPT
- Duty Cycle = 100% Continuous

- Power Consumption = 4.6 watts
- Pressure Range = 20 to 120 psig
- Temperature Range = 35° to 130° F

Model	Voltage	Inrush
S4X-12A	120VAC	62mA
S4X-24D	24VDC	108mA
S4X-12D	12VDC	204mA
S4X-22A	220VAC	31mA

4-Way DIN Single Solenoid NAMUR Valve

Molded IP65
 L R 51090 MH 13513



- Cv = 1.68
- Ports = 1/4" NPT
- Duty Cycle = 100% Continuous

- Power Consumption = 2.5 watts
- Pressure Range = 20 to 120 psig
- Temperature Range = 35° to 130° F

Model	Voltage	Inrush
S4ND120	120VAC	62mA
S4ND24	24VDC	108mA
S4ND12	12VDC	204mA
S4ND220	220VAC	31mA
S4ND24V	24VAC	C/F



sales@stayflowproducts.com

312-428-4750

www.stayflowproducts.com